


MEDIDAS	LARG.	COMP.	PROF.
EXTERNA	8,50	3,90	1,40
INTERNA	8,21	3,54	1,40
FUNDO	6,73	3,44	-


PLANTA OCEANO 8.5

ESCALA 1:50



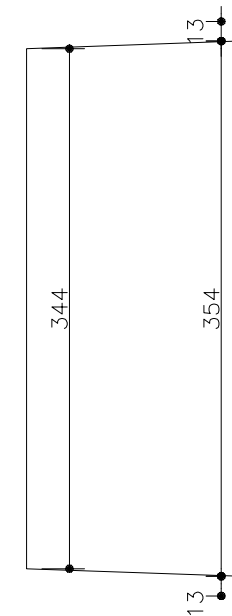
AA CORTE AA

ESCALA 1:50



BB CORTE BB

ESCALA 1:50



CC CORTE CC

ESCALA 1:50

Obs.: Medidas sujeitas a variação para mais ou para menos.

03/05/2022